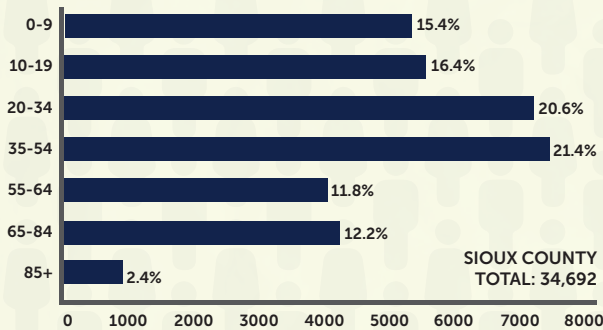
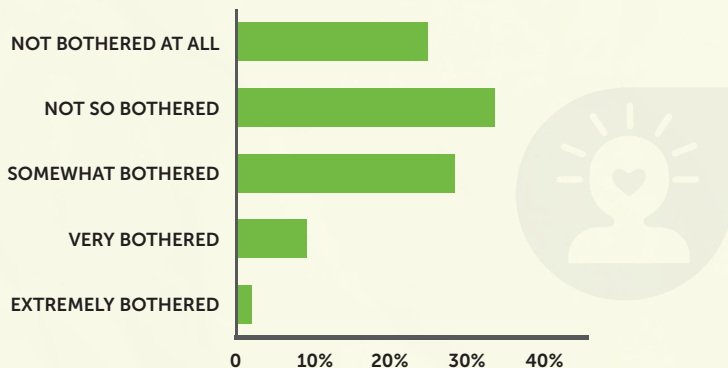


## POPULATION BY AGE



## MENTAL HEALTH & WELL-BEING

DURING THE PAST 4 WEEKS, HOW BOTHERED DID YOU FEEL BY EMOTIONAL PROBLEMS SUCH AS FEELING ANXIOUS, DEPRESSED, IRRITABLE, OR SAD?



**4 PER 100K SUICIDE DEATH RATE**

11% of youth have seriously thought about killing themselves in the past 12 month.

7% in Sioux County made a plan.

## EDUCATION LEVEL OF EDUCATION

**27.5%**  
BACHELOR'S DEGREE OR HIGHER

**89%**  
HIGH SCHOOL DIPLOMA

**5.8%**  
ADULTS AGE 25+ WITH LESS THAN 9TH GRADE EDUCATION

## RACIAL DISTRIBUTION

- (93.3%) WHITE
- (0.4%) BLACK OR AFRICAN AMERICAN
- (0.4%) AMERICAN INDIAN/ALASKA NATIVE
- (0.7%) ASIAN
- (0.0%) NATIVE HAWAIIAN/API
- (1.4%) TWO OR MORE RACES

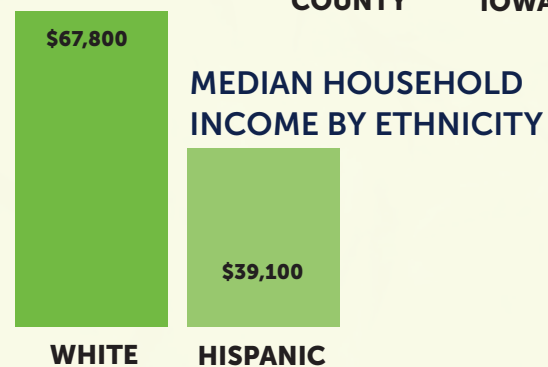
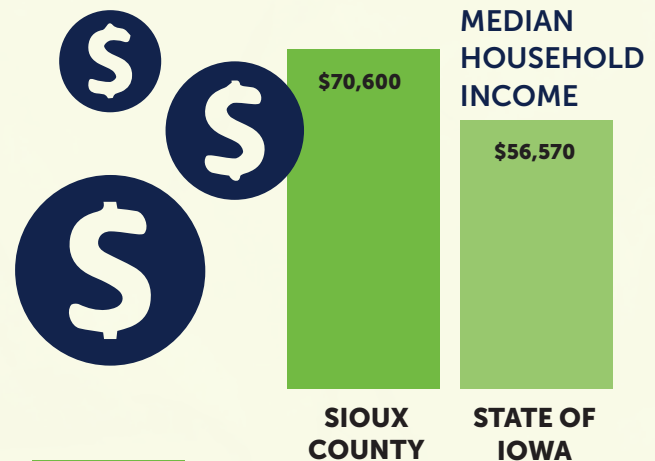
## ETHNICITY

- (10.89%) HISPANIC/LATINO
- (89.1%) WHITE, NOT HISPANIC OR LATINO

**9.7%** OF HOUSEHOLDS SPEAK A LANGUAGE OTHER THAN ENGLISH AT HOME.

COMPARED TO **7.6%** FOR THE STATE OF IOWA

## ECONOMIC STATUS



**7%** OF CHILDREN IN POVERTY

The official poverty line for a family of four in the United States is an annual income of \$25,750.



**HOUSING AFFORDABILITY**

**27%** OF RENTERS SPEND 30% OR MORE OF THEIR INCOME ON HOUSING

**BEHAVIORAL RISK FACTORS**

**TOBACCO USE**

**1%** YOUTH (Grades 6, 8, 11 in the past 30 days)

**11.6%** ADULTS

**MARIJUANA USE**

**2%** YOUTH (Grades 6, 8, 11 in the past 30 days)

**6%** YOUTH EVER USED



**ALCOHOL USE**

**21%** ADULTS BINGE DRINKING IN THE PAST 30 DAYS

**3%** YOUTH BINGE DRINKING (Grades 6, 8, 11 in the past 30 days)

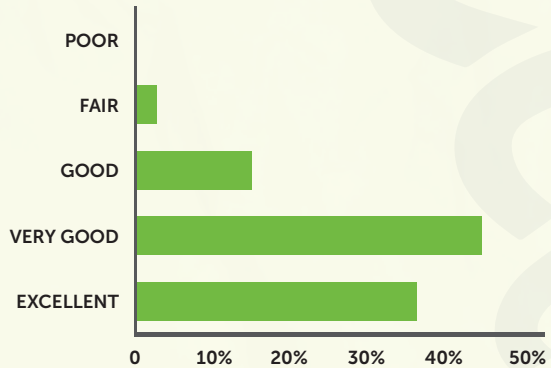


**38%** OF STUDENTS QUALIFY FOR FREE AND REDUCED LUNCH AT SCHOOL

**8%** OF CHILDREN EXPERIENCE FOOD INSECURITY

**HEALTH & HEALTHCARE**

HOW DO YOU RATE THE OVERALL HEALTHCARE SERVICES AVAILABLE IN SIOUX COUNTY?



**ACCESS BY THE NUMBERS**  
(PROVIDER:INDIVIDUAL RATIO)

**1400:1** Primary Care Physician  
IOWA: 1390:1

**2050:1** Dentist  
IOWA: 1520:1

**890:1** Mental Health Providers  
IOWA: 700:1

**83%** Percent of population with access to locations for physical activity  
IOWA: 83%

**6%** Persons without insurance  
IOWA: 5%



**28%**  
**OBESITY RATE**

**19%** REPORT NO LEISURE TIME PHYSICAL ACTIVITY

Iowa is one of the 10 most obese states in the U.S.